

FINANCIAL & DATA INSIGHTS

# MONTHLY REPORT

March 16, 2026



BUILT ON  
POLYGON & BASE

BY FISH AND CHIPS CRYPTO



# HOLDER STATS

126

UNIQUE  
HOLDERS

Note: Excluding Minting Wallet

POLYGON 83 (+5)

BASE 43 (+1)



TOTAL SALES

3,519 (+469)

POLYGON 2,798

BASE 721

BOOSTER 256



# PERFORMANCE SNAP

DATE: 17 FEB - 16 MAR 2026



PAID POL

3,296.68



PAID ETH

0.0792

AUM GROWTH\*

23.78%

\*Reported in POL



SURPLUS POL

1,030.03



SURPLUS ETH

0.0263

TOTAL NAV



in POL

398,746 (+23.78%)



in ETH

17.54 (+0.07%)



in USD

39,701.01 (+14.25%)

## INSIGHT

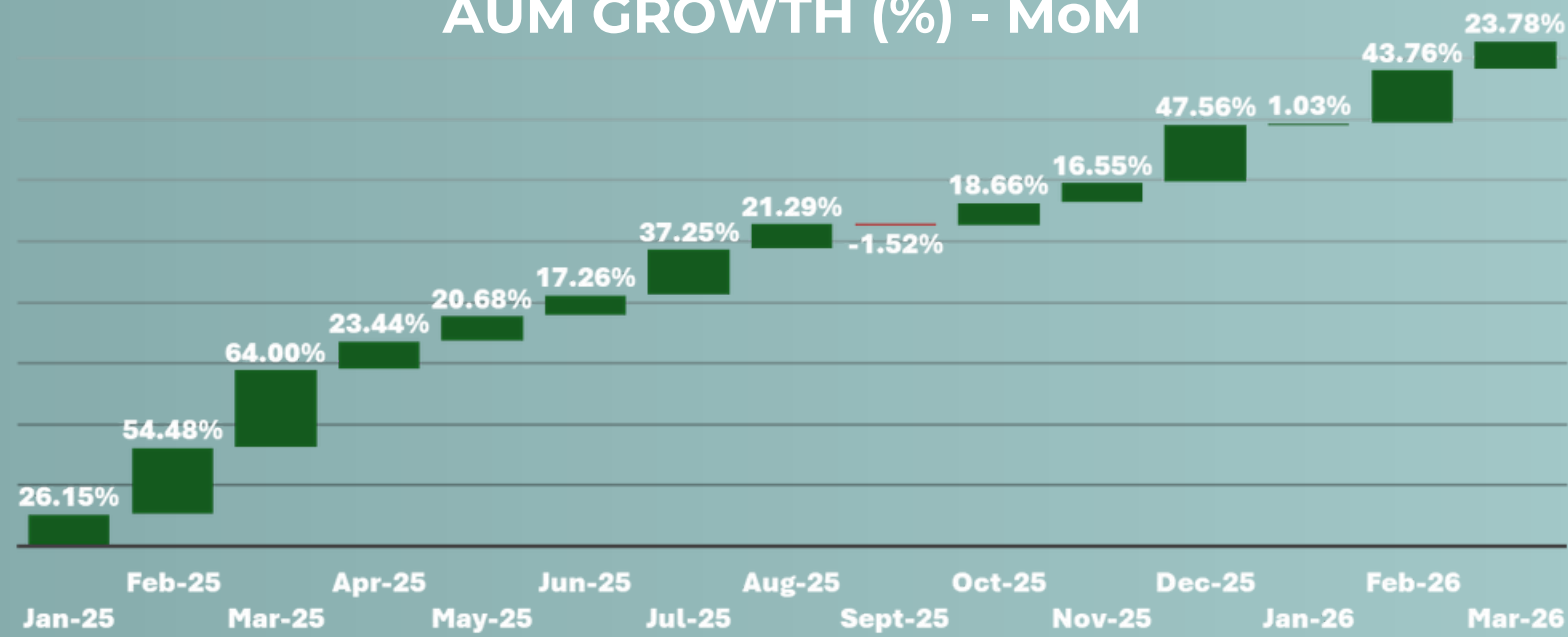
We hold 399K POL (17.54 ETH) on March 16, 2026 which represents a 23.78% AUM growth (in POL). We paid a total of 3,296.68 POL and 0.0792 ETH to our eligible holders through a wallet-to-wallet airdrop.

The following pages provide further transparency on how we have used the raised tokens, and what their current Net Asset Value (NAV) is on March 16, 2026.

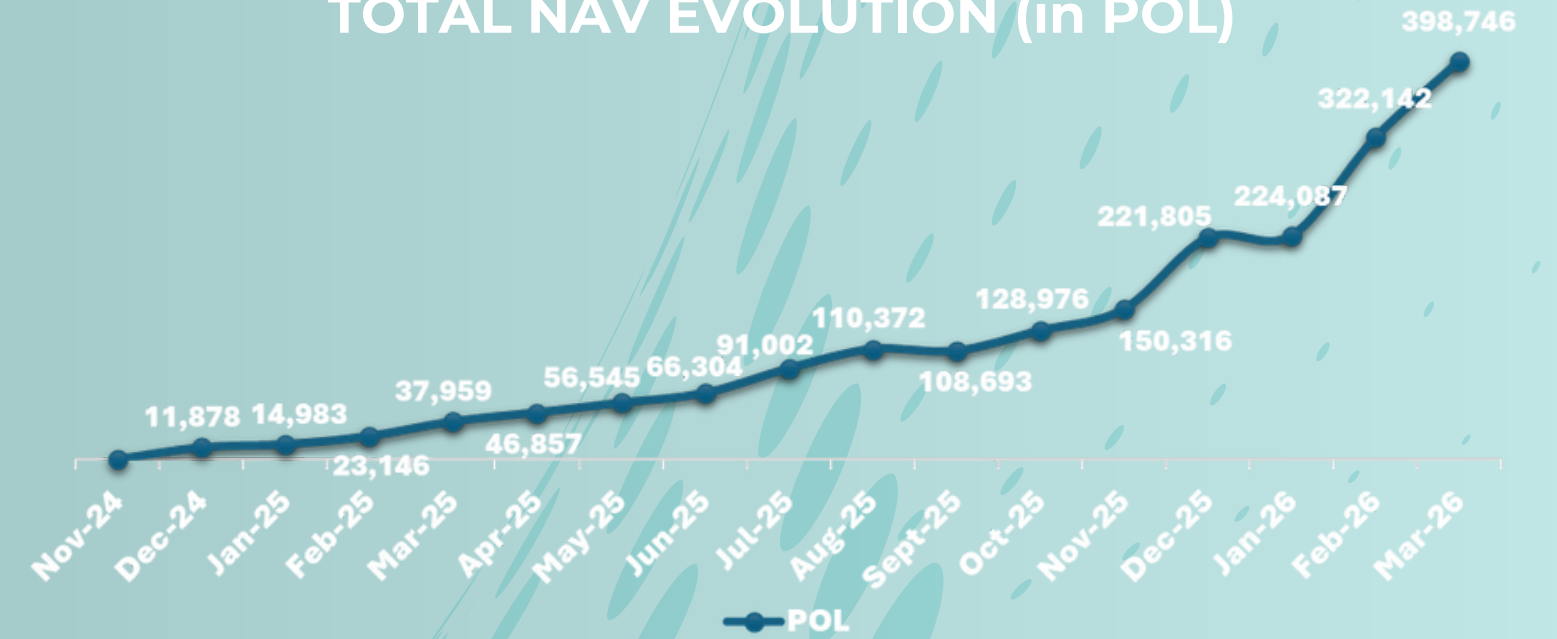
## EVOLUTION CHARTS

DATE: GENESIS - 16 MAR 2026

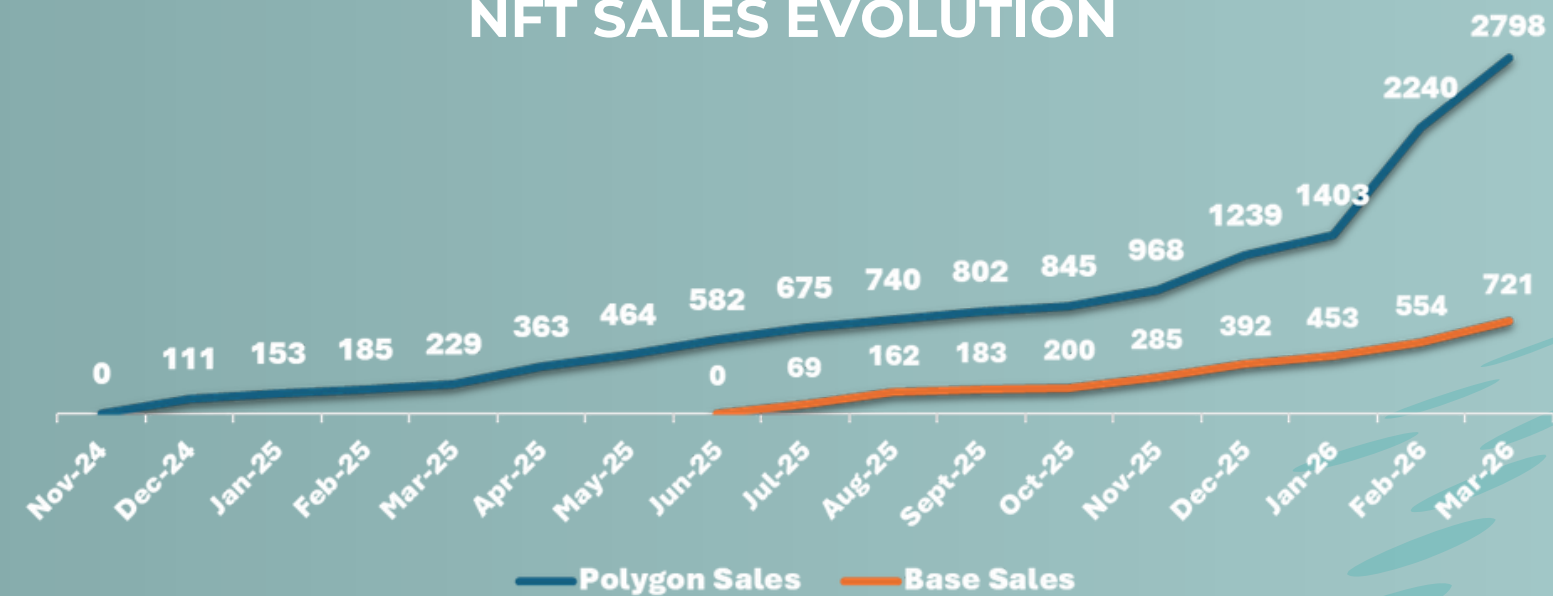
### AUM GROWTH (%) - MoM



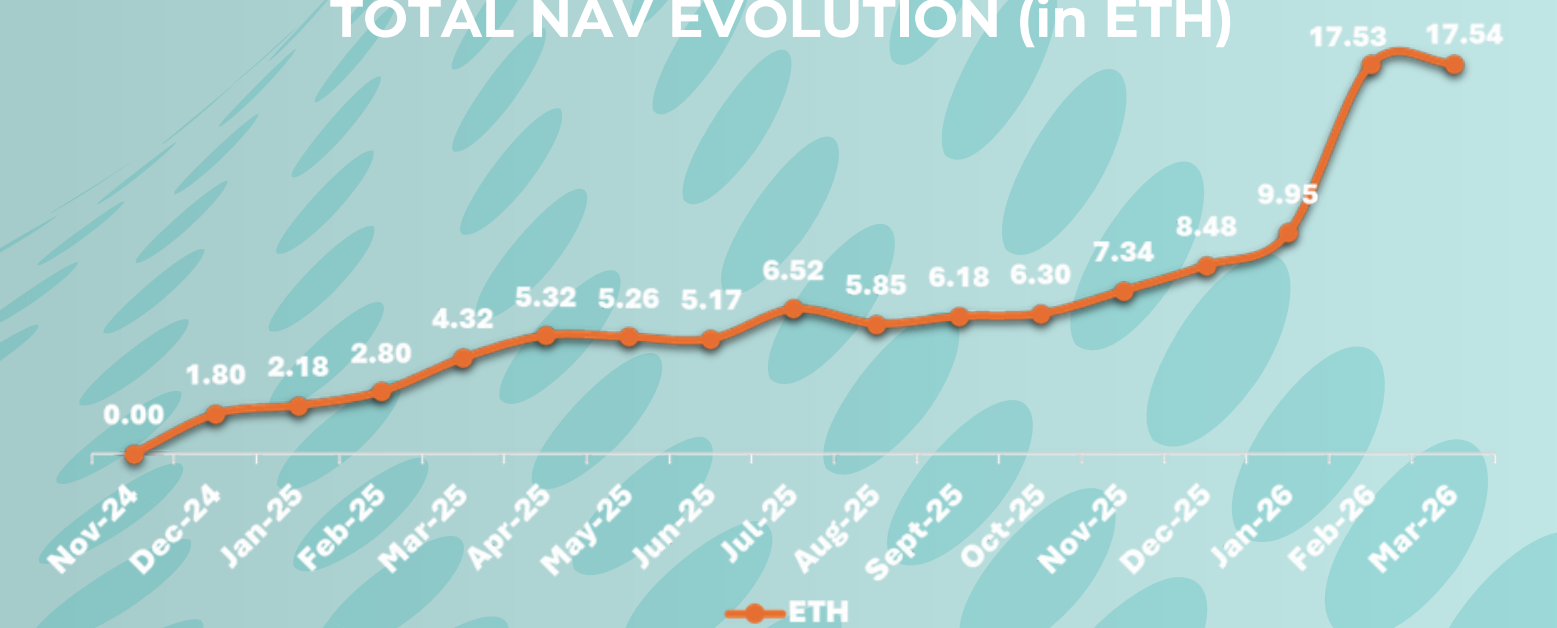
### TOTAL NAV EVOLUTION (in POL)



### NFT SALES EVOLUTION



### TOTAL NAV EVOLUTION (in ETH)

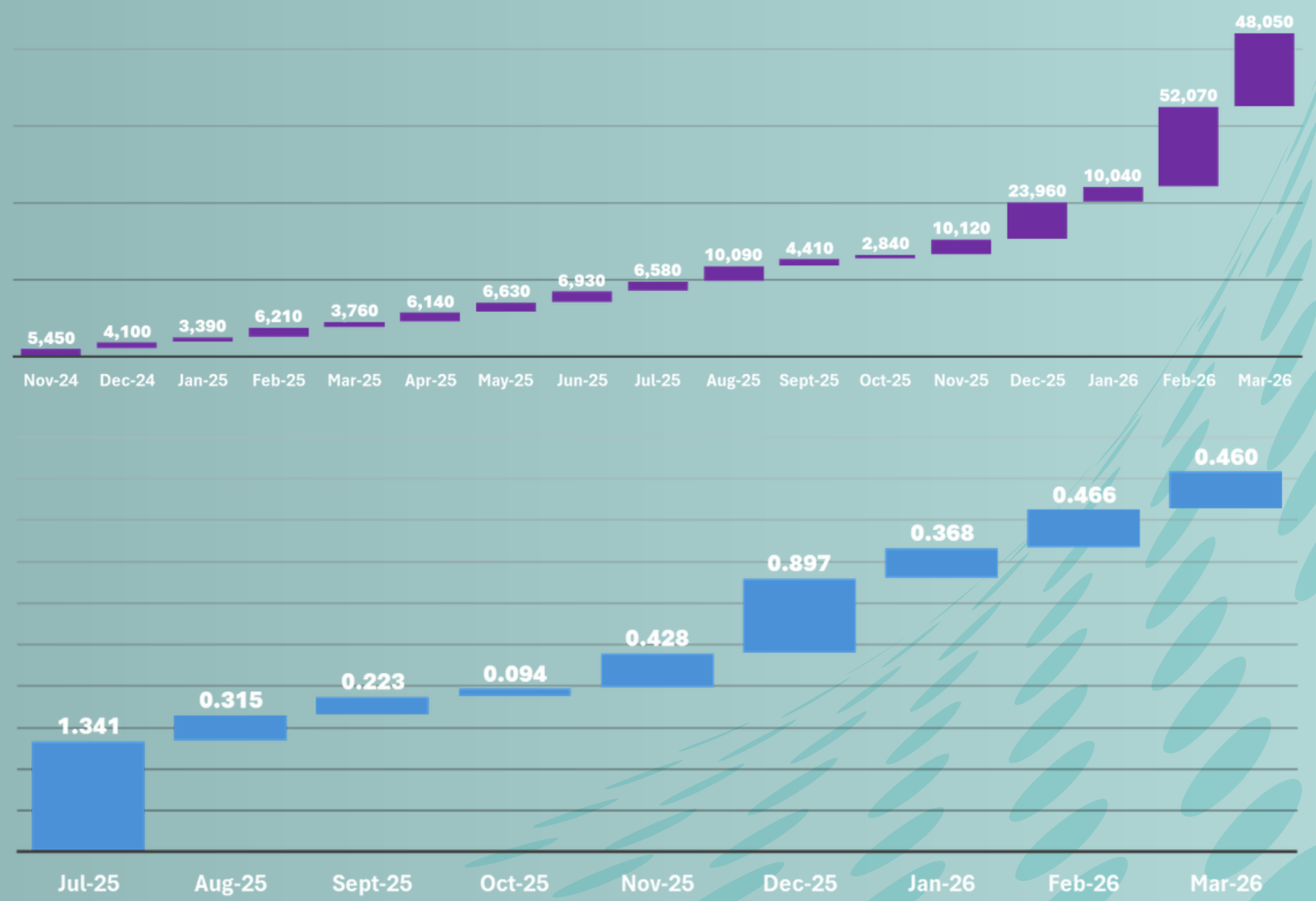


# NFT SALES VOLUME

DATE: GENESIS - 16 MAR 2026

## LEGEND

- Polygon (POL)
- Base (ETH)





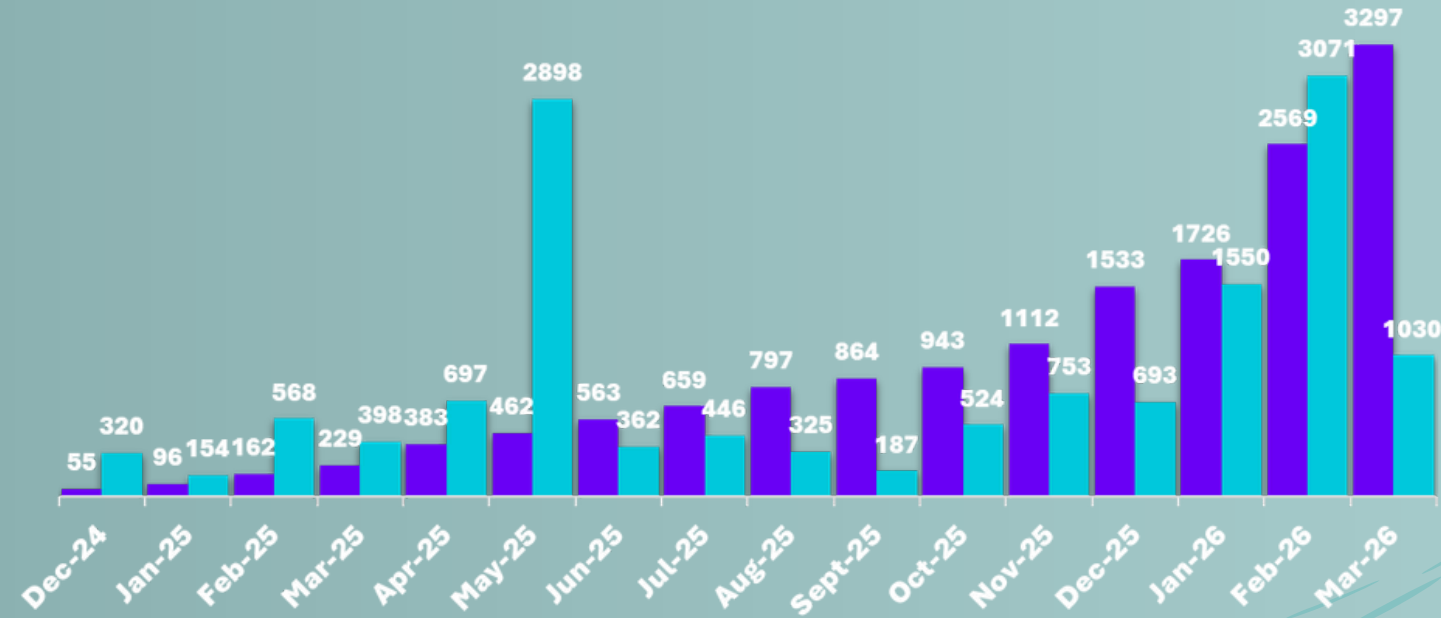
# POL EARNINGS

DATE: GENESIS - 16 MAR 2026

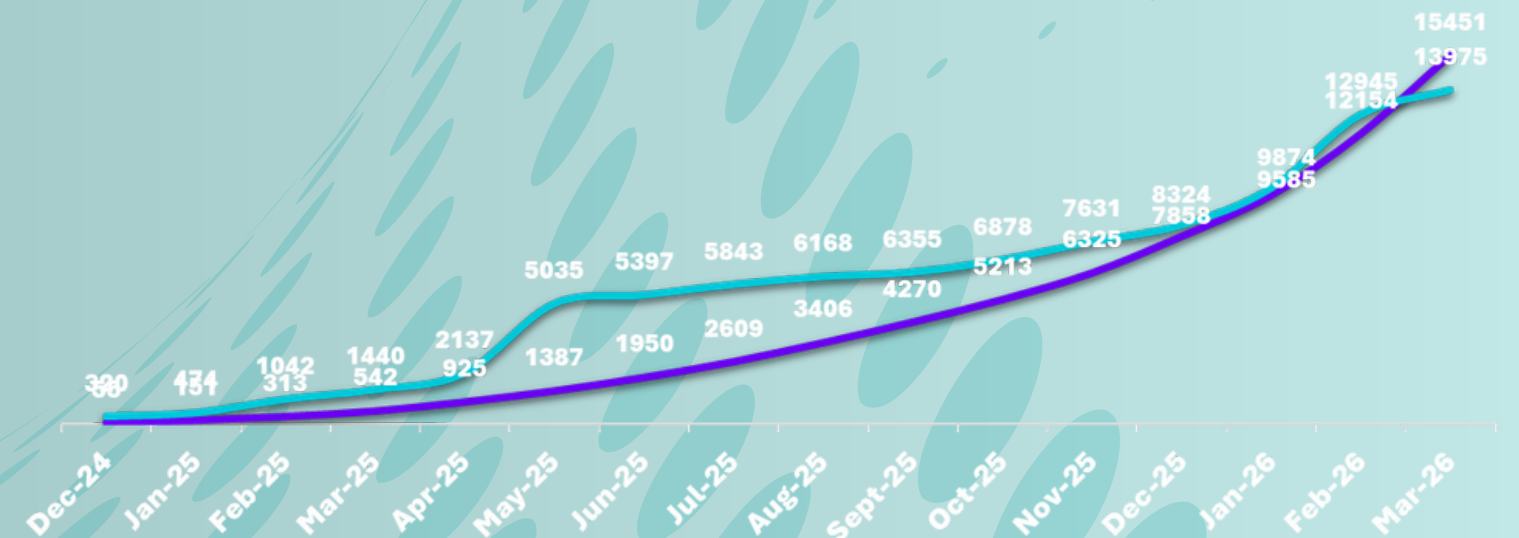
## MONTHLY EARNINGS

### LEGEND

- PAID
- SURPLUS



## CUMULATIVE EARNINGS

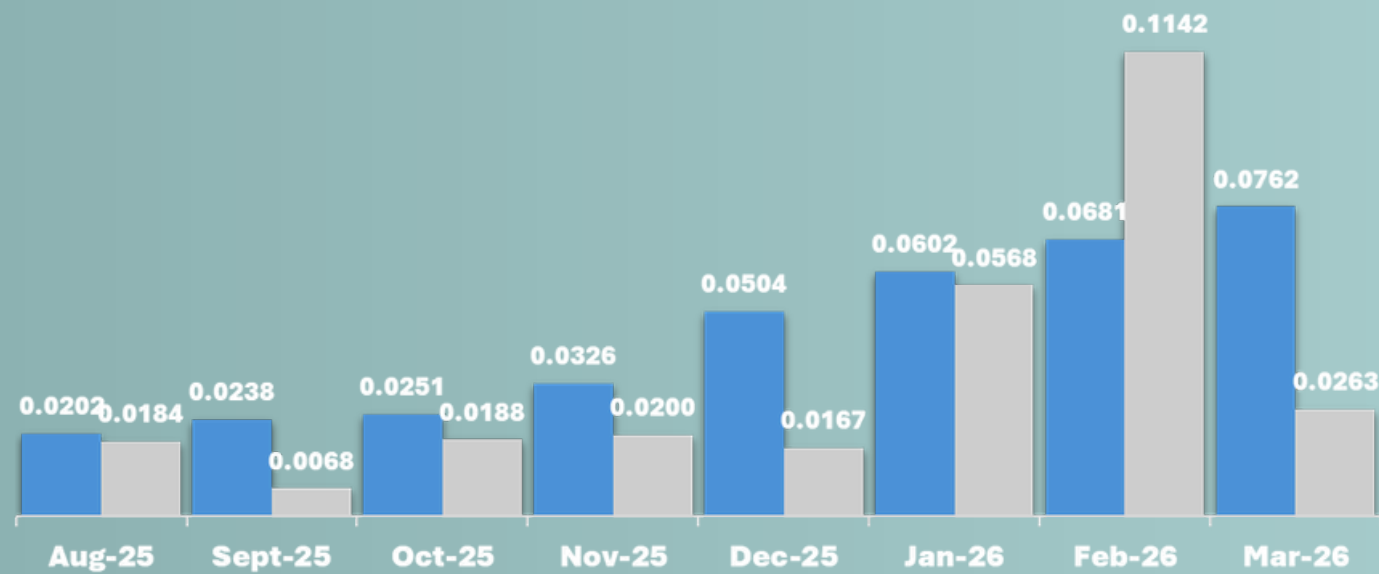




# ETH EARNINGS

DATE: GENESIS - 16 MAR 2026

## MONTHLY EARNINGS



## CUMULATIVE EARNINGS



### LEGEND

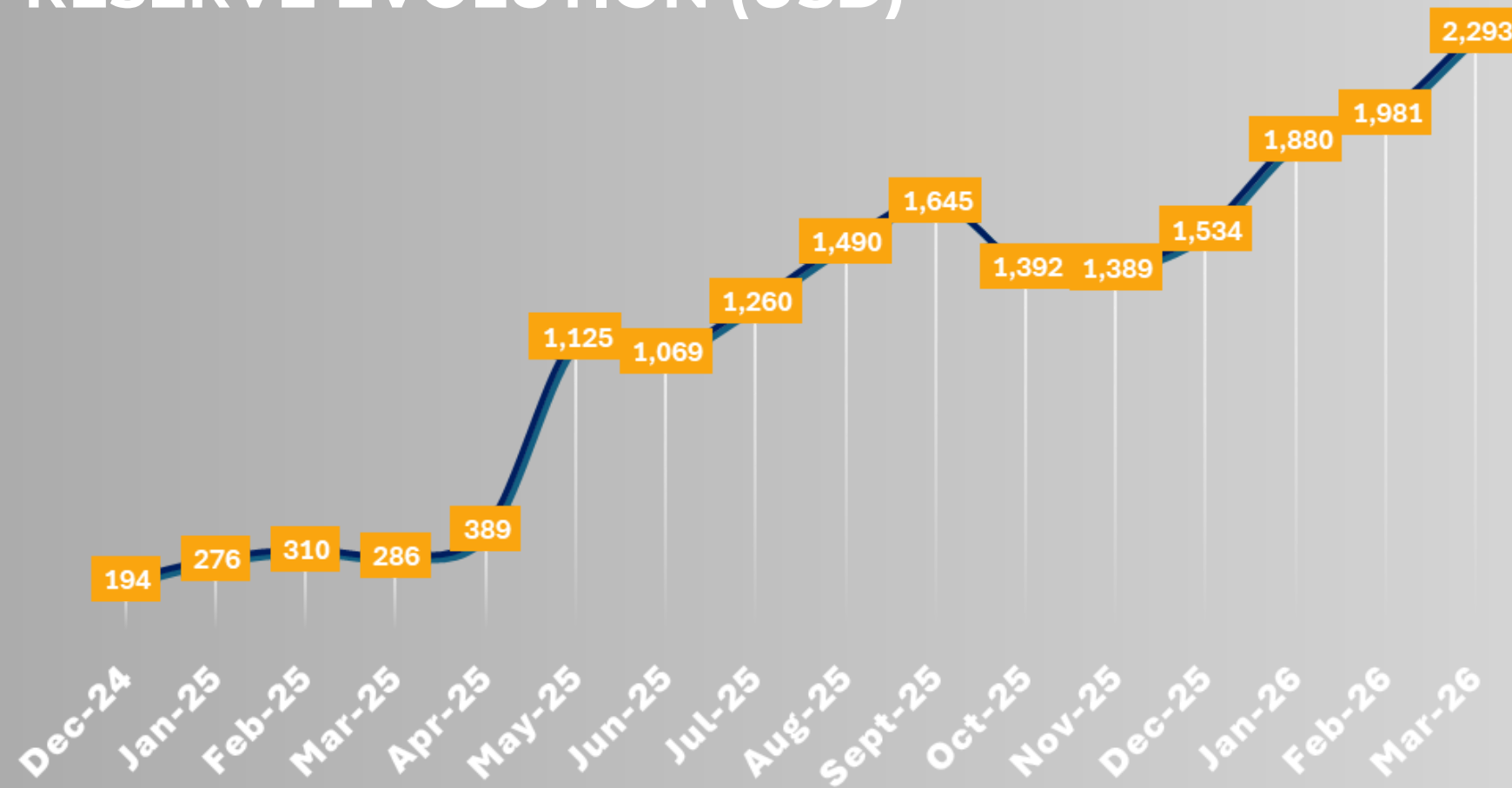
- PAID
- SURPLUS





# PROJECT RESERVE

## RESERVE EVOLUTION (USD)

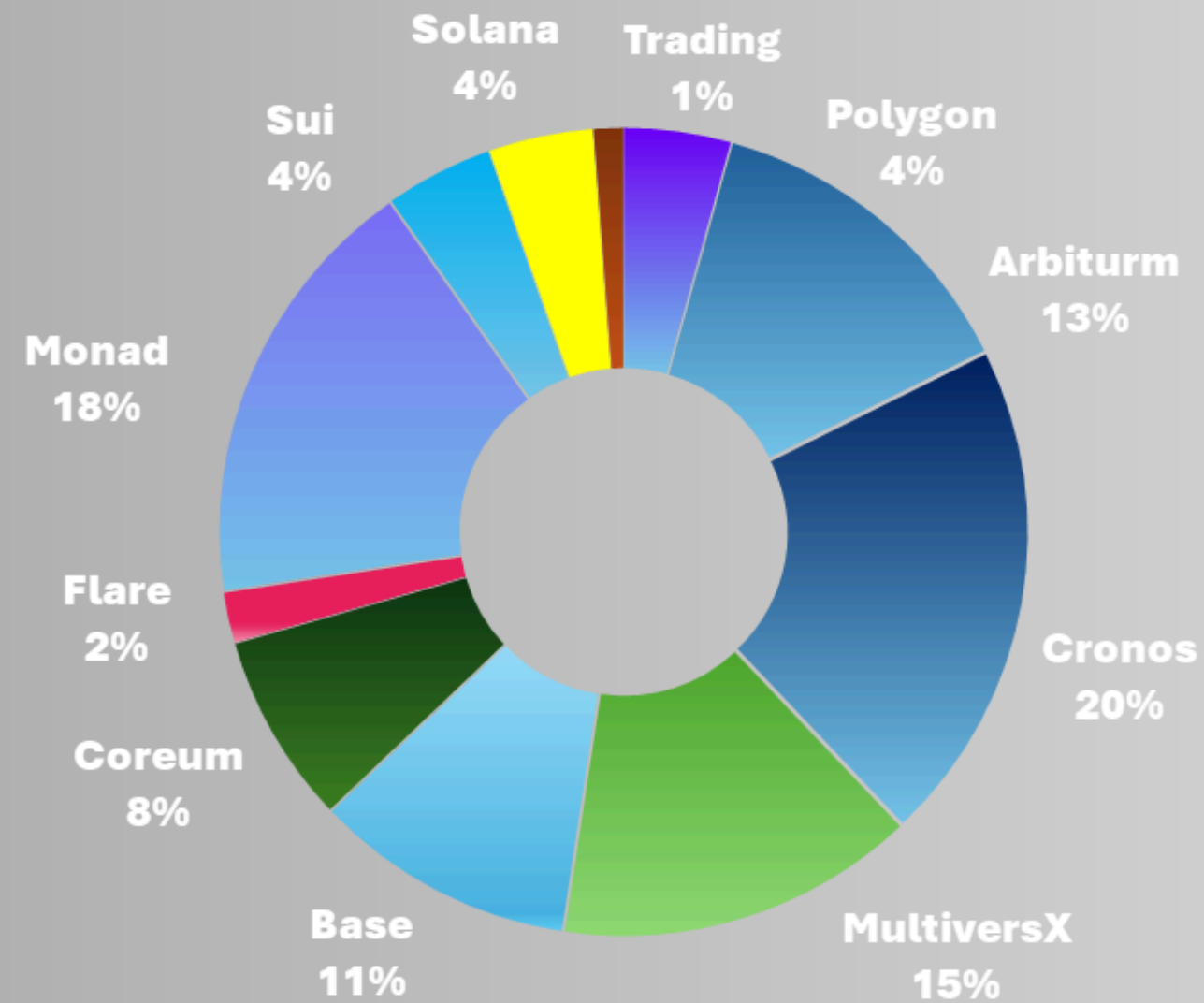


## RESERVE (USD)

ON POLYGON (POL)	1,705.01 USD
ON BASE (ETH)	404.02 USD
ON BASE (BTC)	184.31 USD

In line with the commitments outlined in our Whitepaper, the project is actively building a financial reserve to ensure all obligations to our holders are consistently met. This reserve also strengthens the project's ability to respond effectively to market dynamics and ensures that operational expenses and future salary obligations do not impact the long-term sustainability of the fund.

# PORTFOLIO VIEW



## TOTAL NAV PER CHAIN (USD)

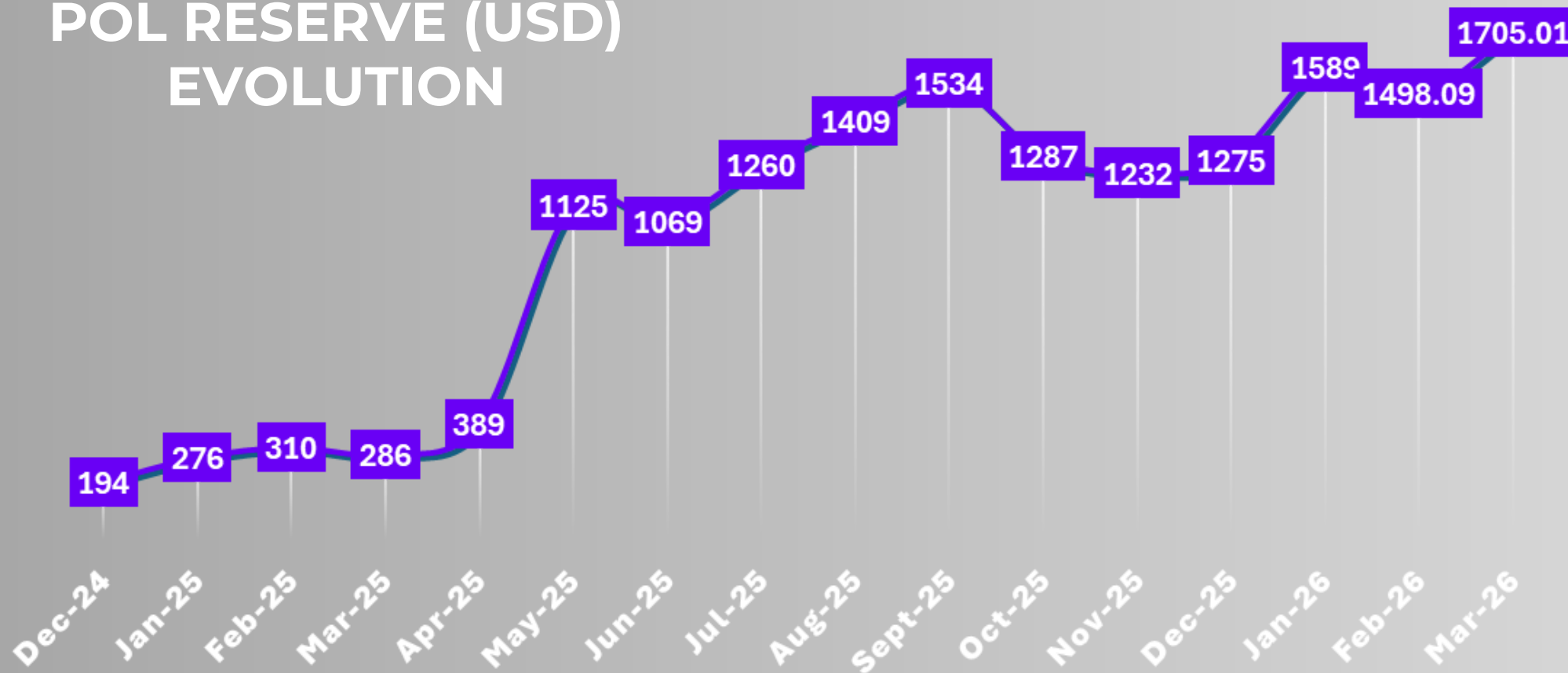
POLYGON	1,705.01 USD
ARBITRUM	5,299.80 USD
CRONOS	8,054.10 USD
MULTIVERSX	5,740.75 USD
BASE	4,172.10 USD
COREUM	3,047.05 USD
FLARE NETWORK	804.29 USD
MONAD	7,004.87 USD
SUI	1,726.45 USD
SOLANA	1,672.70 USD
TRADING	473.89 USD
<b>TOTAL NAV</b>	<b>39,701.01 USD</b>



# POLYGON

SEALATPE  
PEARL

## POL RESERVE (USD) EVOLUTION



## POLYGON NAV BREAKDOWN (USD)

RESERVE (POL) 1,705.01 USD

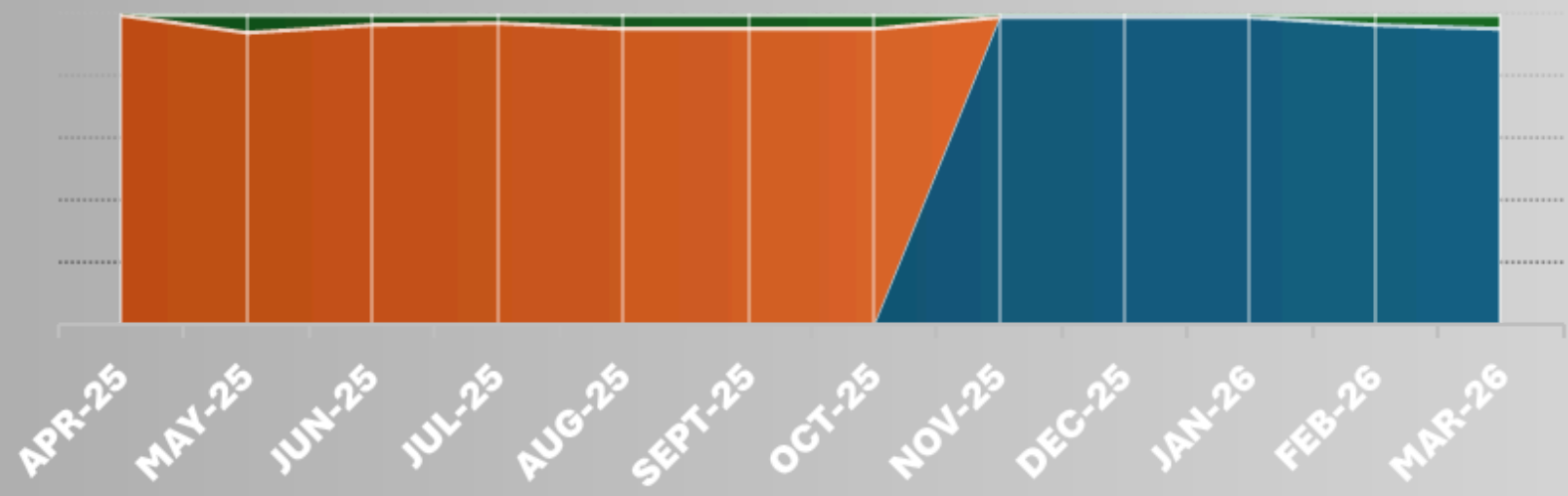
SALES WALLET 0.00 USD

TOTAL POLYGON NAV 1,705.01 USD



# BASE

## PROJECT SHARE EVOLUTION (%)



	Apr-25	May-25	Jun-25	Jul-25	Aug-25	Sept-25	Oct-25	Nov-25	Dec-25	Jan-26	Feb-26	Mar-26
cbBTC		\$20	\$20	\$23	\$23	\$23	\$23	\$19	\$17	\$19	\$83	\$184
Beefy Finance	\$287	\$335	\$543	\$747	\$455	\$465	\$445	\$0	\$0	\$0	\$0	\$0
DexFi								\$2,553	\$2,676	\$3,130	\$2,256	\$3,582

■ DexFi ■ Beefy Finance ■ cbBTC



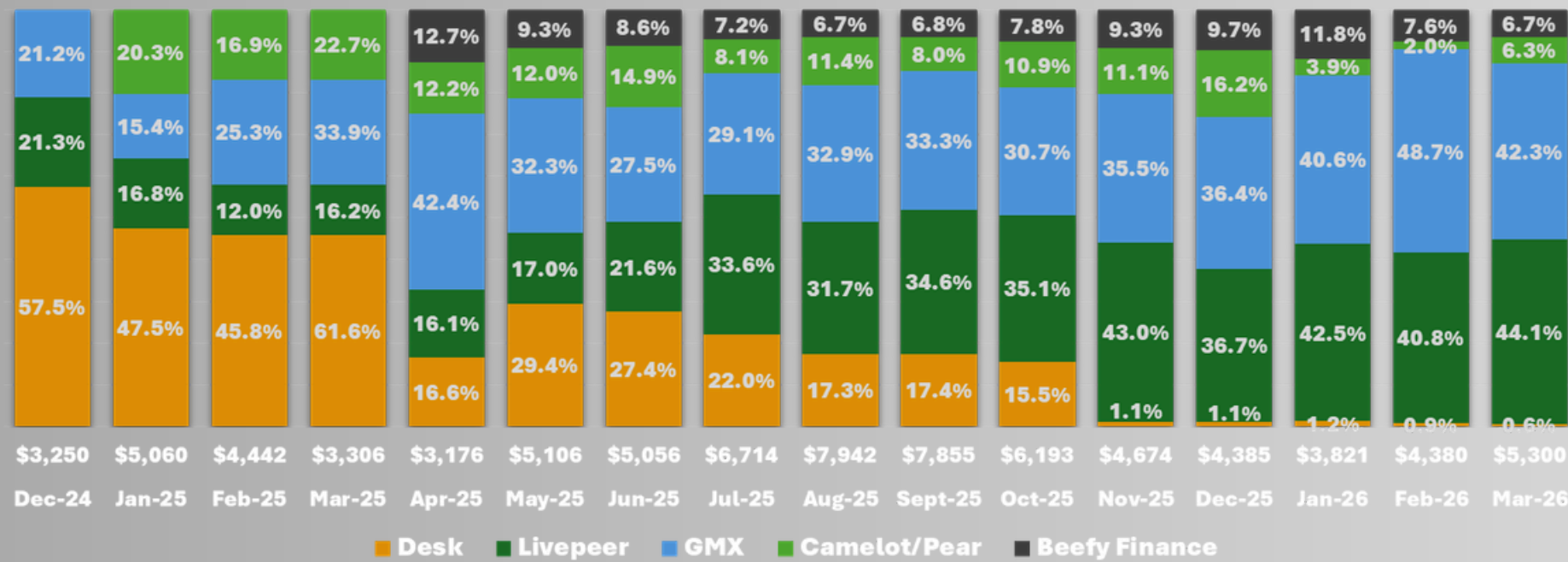
\*NEW: cbBTC added to Strategic Reserve

## BASE NAV BREAKDOWN (USD)

DEXFI	3,581.59 USD
RESERVE (BTC)	184.31 USD
RESERVE (ETH)	404.02 USD
SALES WALLET	2.00 USD
<b>TOTAL BASE NAV</b>	<b>4,172.10 USD</b>



# ARBITRUM



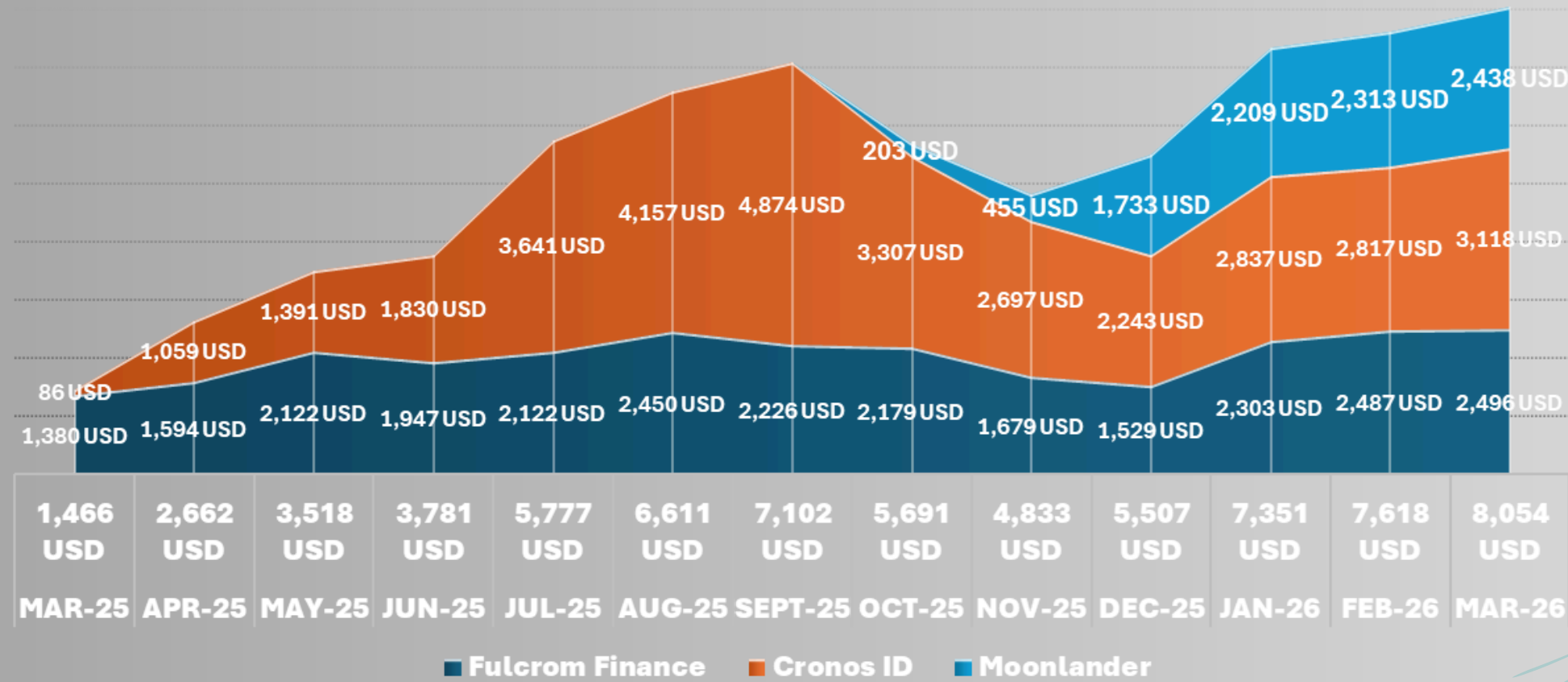
## ARBITRUM NAV BREAKDOWN (USD)

DESK	33.48 USD
LIVEPEER	2,336.41 USD
GMX	2,244.40 USD
CAMELOT/PEAR	332.84 USD
BEEFY FINANCE	352.67 USD
<b>TOTAL ARBITRUM NAV</b>	<b>5,299.80 USD</b>





# CRONOS



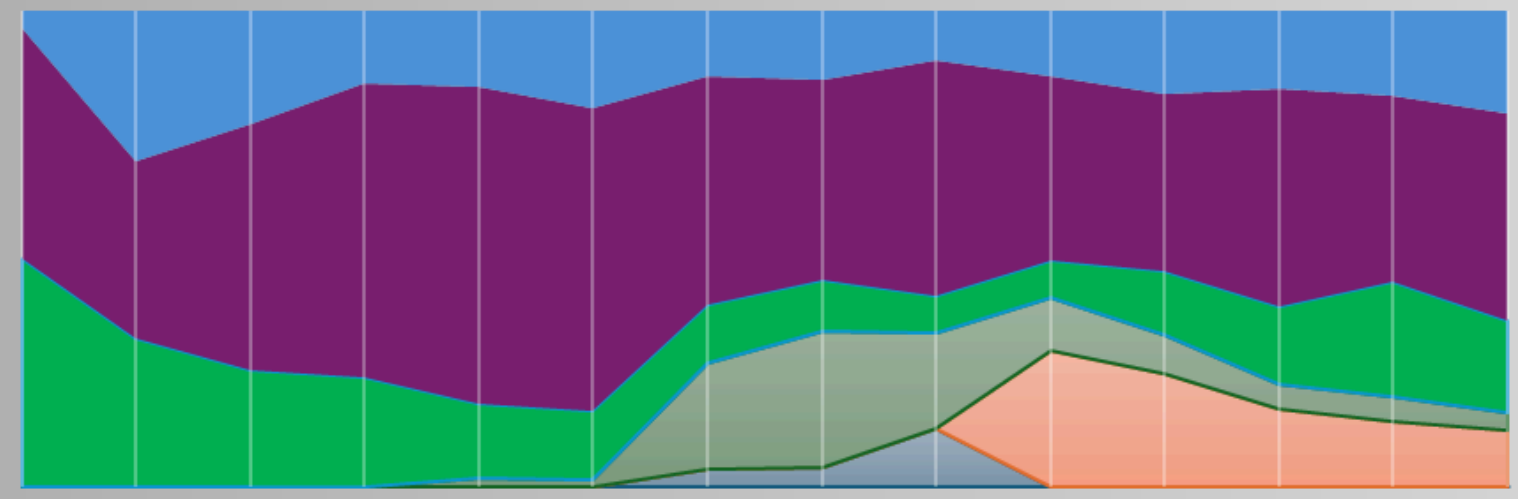
## CRONOS NAV BREAKDOWN (USD)

FULCROM FINANCE	2,495.94 USD
CRONOS ID	3,117.92 USD
MOONLANDER	2,438.24 USD
WALLET	2.00 USD

TOTAL CRONOS NAV 8,054.10 USD



# X MULTIVERSX



Feb-25 Mar-25 Apr-25 May-25 Jun-25 Jul-25 Aug-25 Sept-25 Oct-25 Nov-25 Dec-25 Jan-26 Feb-26 Mar-26

	Feb-25	Mar-25	Apr-25	May-25	Jun-25	Jul-25	Aug-25	Sept-25	Oct-25	Nov-25	Dec-25	Jan-26	Feb-26	Mar-26
Hatom	\$8	\$370	\$259	\$278	\$336	\$518	\$385	\$427	\$303	\$356	\$505	\$751	\$762	\$1,231
Bittensor	\$111	\$436	\$564	\$1,148	\$1,391	\$1,608	\$1,354	\$1,260	\$1,464	\$995	\$1,094	\$2,106	\$1,671	\$2,493
MultiversX	\$110	\$370	\$272	\$434	\$327	\$364	\$344	\$319	\$234	\$196	\$397	\$748	\$1,032	\$1,124
AshSwap					\$40	\$43	\$631	\$863	\$596	\$290	\$242	\$241	\$225	\$208
Ethereum										\$739	\$699	\$751	\$588	\$685
Stables							\$109	\$124	\$366	\$0	\$0	\$0	\$0	\$0

■ Stables ■ Ethereum ■ AshSwap ■ MultiversX ■ Bittensor ■ Hatom

## MULTIVERSX NAV BREAKDOWN (USD)

- EGLD 1,124.12 USD
- Bittensor (TAO) 2,492.68 USD
- Hatom (HTM) 1,231.02 USD
- Ethereum (ETH) 685.05 USD
- AshSwap (ASH) 207.89 USD

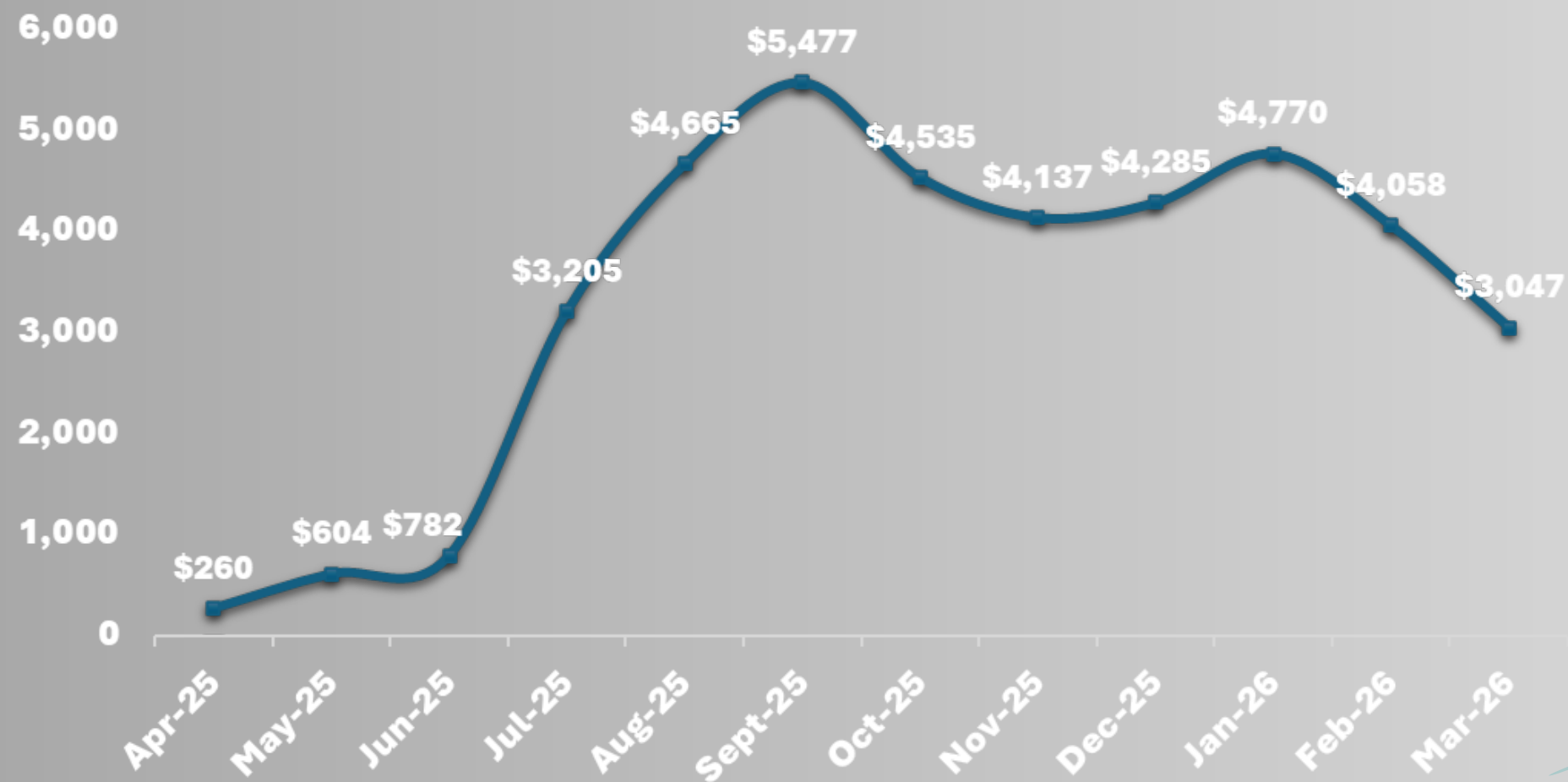
**TOTAL MULTIVERSX NAV 5,740.75 USD**



# COREUM

SEALATPE  
PEARL

## EVOLUTION (USD)



## COREUM NAV BREAKDOWN (USD)

COREUM	1,152.90 USD
FETCH.AI	613.46 USD
CELESTIA	414.42 USD
ATOM	866.27 USD
<b>TOTAL COREUM NAV</b>	<b>3,047.05 USD</b>

## EVOLUTION (USD)



	Aug-25	Sept-25	Oct-25	Nov-25	Dec-25	Jan-26	Feb-26	Mar-26
rFLR	\$0	\$0	\$0	\$0	\$3	\$10	\$8	\$12
LP USDT-cUSDX	\$0	\$0	\$377	\$376	\$376	\$0	\$0	\$0
SparkDEX	\$1,108	\$1,276	\$952	\$805	\$637	\$536	\$846	\$792

■ SparkDEX ■ LP USDT-cUSDX ■ rFLR

## FLARE NAV BREAKDOWN (USD)

SPARK DEX 791.91USD  
FLARE 12.38 USD

TOTAL FLARE NAV 804.29 USD

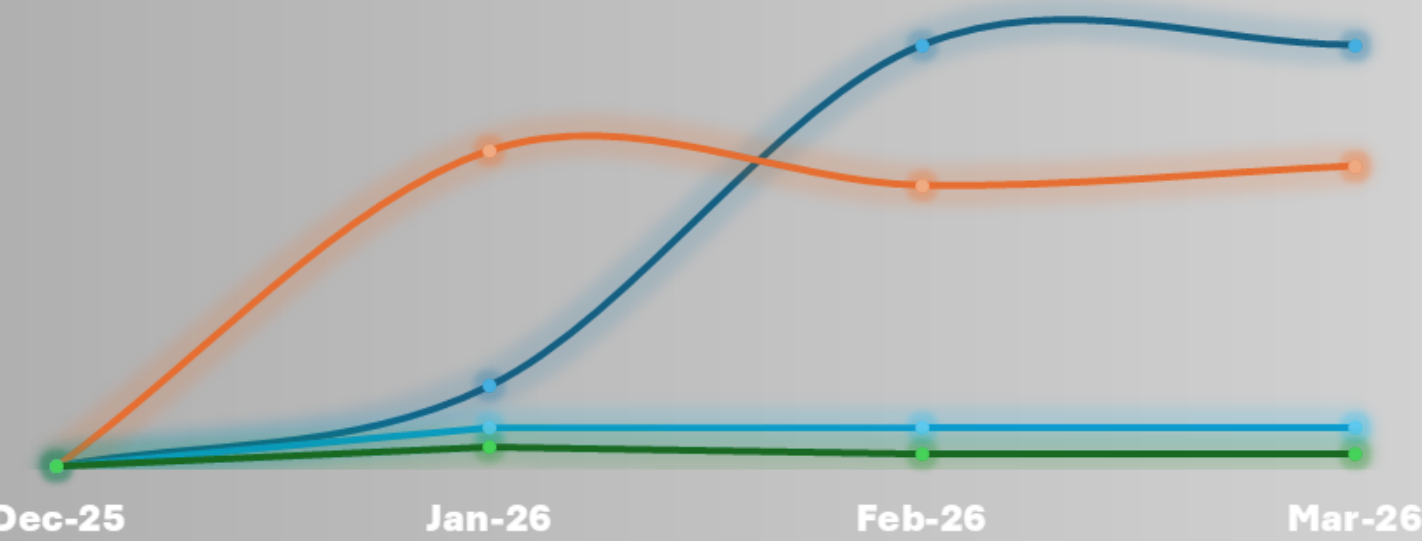


\*NOTE: STABLECOIN LP HOLDING HAS MOVED TO MONAD



# MONAD

## EVOLUTION (USD)



	Dec-25	Jan-26	Feb-26	Mar-26
MON	\$0	\$730	\$3,818	\$3,818
veDUST	\$0	\$2,860	\$2,546	\$2,723
Stables	\$0	\$351	\$351	\$351
ETH	\$0	\$189	\$113	\$113

— MON — veDUST — Stables — ETH

## MONAD NAV BREAKDOWN (USD)

NEVERLAND 7,044.87 USD

TOTAL MONAD NAV 7,044.87 USD

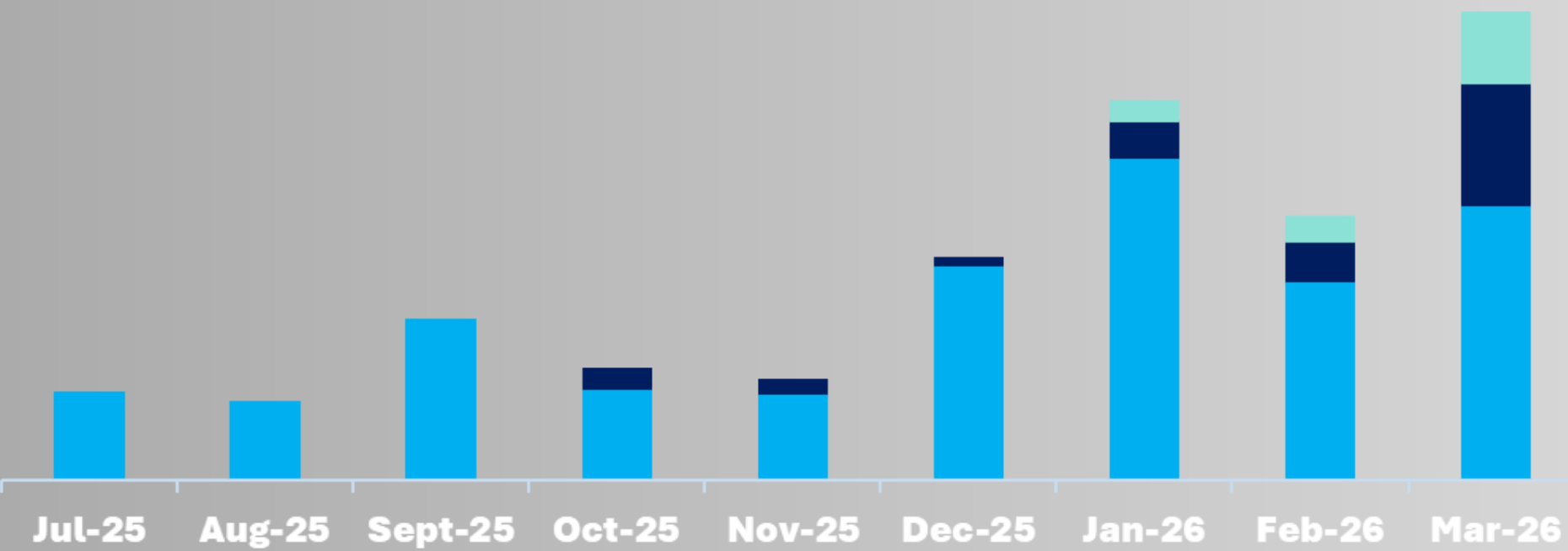




# SUI



## EVOLUTION (USD)



	Jul-25	Aug-25	Sept-25	Oct-25	Nov-25	Dec-25	Jan-26	Feb-26	Mar-26
WAL	-	-	-	-	-	-	\$82	\$95	\$264
DEEP	-	-	-	\$85	\$58	\$39	\$138	\$146	\$453
SUI	\$327	\$296	\$599	\$333	\$317	\$789	\$1,186	\$734	\$1,009



## SUI NAV BREAKDOWN (USD)

SUI 1,009.24 USD  
 DEEPBOOK (DEEP) 452.73 USD  
 WALRUS (WAL) 264.48 USD

TOTAL SUI NAV 1,726.45 USD

# SOLANA

## EVOLUTION (USD)



## SOLANA NAV BREAKDOWN (USD)

ORCA 1,672.70 USD

TOTAL SOLANA  
NAV 1,672.70 USD





# LEVERAGE TRADING

SEALIFE  
PEARL

## CUMULATIVE MONTHLY NET PROFIT (USD)



## TRADING BREAKDOWN (USD)

INITIAL BUDGET	300.00 USD
CURRENT BUDGET	473.89 USD
MONTH NET PROFIT	315.00 USD
TOTAL NET PROFIT	1,403.74 USD

### RED LINE:

- Budget limited by AUM size
- Hands on managed
- 40% of profits to grow trading
- 60% of profits to POL revenue

# WALLETS

## LIST OF ALL WALLETS - PART 1

Minting Wallet	Polygon	0x74dC6738F1F5e5459A371C5D8AbaC95bd5Db492d
Sales Wallet	Polygon	0x6D006AC5cecFAbE3D08CEff3246E2f08510cf8a9
Earnings Wallet	Polygon	0x5757e2eF84868aB502Ff7BD60dc2B52653FF1897
Multi-sig	Polygon	0x0851b5cA76D2dcB19ad249957dCB5C40D5471569
Multi-sig	Polygon	0x4D3537bD8DE80B4A2DBD4b116B23665775691D70
Livepeer Wallet	Arbitrum	0x75dF4eb7eC8E0cC7Cd4CbB26c8f0b226E3E670D5
HMX Wallet	Arbitrum	0xC26bfc3acb90d64312E59457900785158f76C875
GMX Wallet	Arbitrum	0x4E747b4F1f7e9453d9A8de9c1dc0d909991b233D
Camelot/Pear	Arbitrum	0x9Bc07118C1e603f736ebE89093EeFc9004e51DFA
LP Wallet	Arbitrum	0x2Af33e581Bb06f1F4d553FD613601eC4617289e2
Base Wallet	Base	0xB89AF45f36f887beb198886CE40A7E41D0e62Ab2



# WALLETS

## LIST OF ALL WALLETS - PART 2

Cronos Wallet	Cronos	0xE53e51045e2b4f31C3474f7a2657dB9443B53b0C
MultiversX	MultiversX	erd1e17jzhf0yljwql8m0jvahhh4cxsacrf9gufmenr9f0gcyqx3pgfsst2y25
Coreum	Coreum	core1s353rpwq0nu0dkz6ddrrzm7wwjhz8qfcxcaj7g
Cosmos	Cosmos	cosmos12kvl2x932vhldpfgf8269la5kf22hu2x2h2s6w
Celestia	Celestia	celestia12kvl2x932vhldpfgf8269la5kf22hu2xmamqqr
AIA (Fetch.AI)	Fetch.AI	fetch12kvl2x932vhldpfgf8269la5kf22hu2xe2r5ce
Beefy Wallet	Base	0xB89AF45f36f887beb198886CE40A7E41D0e62Ab2
SuiLend	Sui	0x26c511f27278906ddd406739c195f90945c3aea0b12682f15564d8ebb76508c2
Phantom Wallet	Base	0x9668E9b171cD4816225127dD60A51F443f1B1A35
Orca	Solana	BMz8nKJTaS5Cp8pnfYt7bvADm9WxfGjGCcYPoMbWz5Xv



# CONTACTS

## FOR QUESTIONS AND CONCERNS

### Email Addresses

mikeleigh@fishandchipscrypto.com  
seabasscity@fishandchipscrypto.com

### Website

fishandchipscrypto.com

### Discord

discord.gg/fishandchipsgg

